

VIVIX Software



VXVUE



PureImpact™

QXLink 3



SlimpacII^{plus}



MIRAssist®

MEDLINK
IMAGING

a viewworks company

www.medlinkimaging.com

SOFTWARE

Vieworks pursues an “all-in-house design” that offers both hardware and software solutions.

VXVUE

Digital Radiography Acquisition viewer for VIVIX-S Series

- Easy Workflow
- User Friendly
- Various Apps

PureImpact™

Advanced X-ray image processing algorithm

- Excellent Image Quality
- Simple Management
- Separated SDK

QXLink 3

Streamlined PACS

- Optimized PACS
- 4 Different Apps (Human, Vet, Chiro, Orthopedic)
- Std. DICOM Print/Storage

SlimpacII^{plus}

Digital Radiography and Fluoroscopy Acquisition Viewer for VIVIX-D series

- Simple Workflow
- Virtual Console
- Advanced Features




VXvue

VXvue with PureImpact™

Digital Radiography Acquisition Viewer for VIVIX-S Series

VXvue is an image acquisition program cooperating with VIVIX-S series. New post-processing algorithm, PureImpact™, provides clear images for efficient diagnosis. With various functions and tools, VXvue maximizes work efficiency in different medical environments.



Main Features

Easy Management

- Main integration systems: Generator, U-arm, collimator, DAP, etc.
- DICOM 3.0 : MWL, Send, Print, MPPS, etc.
- Simple registration with preset auto retrieve
- Exporting the images to external USB/Hard disc

Advanced Image Processing – PureImpact™

- New post-processing algorithm for an efficient diagnosis
- Fine details without visual artifact, soft tissue delineation, non-grid chest processing, stable imaging processing within standard radiation dose variation, grid line removal with clear resolution, fine tuning(bright region suppression), wide latitude
- Providing 3 different mode(Soft, Normal, Hard) for individual preference
- Optimized pre-set parameters for each target examination (human, vet, and equine)

Convenient Usability

- Automated functions including auto-cropping, auto-labeling, and auto-sending
- Touch screen interface
- Customizable UI(font, color, style)
- Statistic function with dose and exam management



Exposure Mode (Human)

Exposure Mode (Veterinary)

Measurement (Free rotation)


Installation System Requirements

Monitor Resolution (w x h)	1280 X 768
CPU	Intel Core i5 2600
Memory	4GB
Operating System	Microsoft Windows 7 Pro (64 bit) Microsoft Windows 8 / 8.1 Pro (64 bit) Microsoft Windows 10 Pro (64 bit)

QXLink 3

Streamlined PACS

QXLink 3 is a picture archiving system that stores all digital information from diagnostic imaging apparatus. Various measurement tools assist convenient diagnosis. Web-based access gives full mobility so users can access the viewer anytime, anywhere. Also, user can customize its layout easily with multi-monitor configuration.



Main Features

Web-based Access

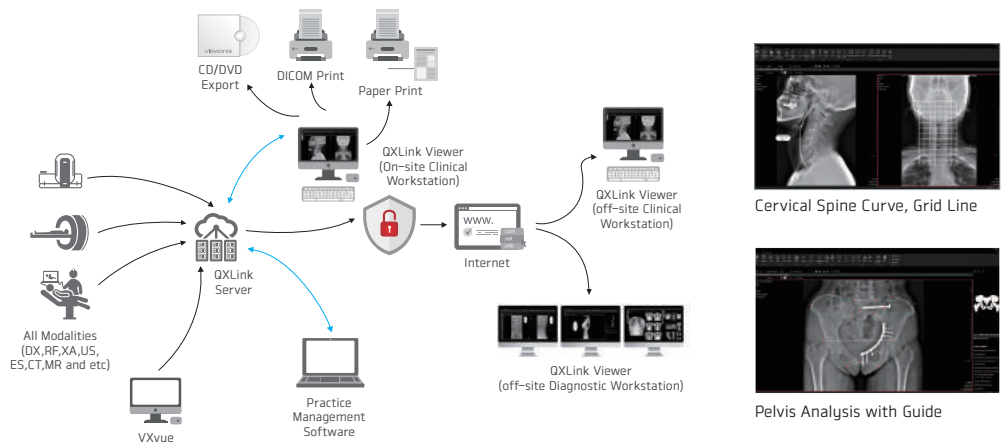
- High availability: multi-access from outside
- Easy management: convenient and unlimited viewer installation with concurrent license
- Easy configuration: convenient configuration with Built-in web server
- Fast delivery: Background and JIT(Just in Time) loading

Multi-monitor Configuration

- Hanging protocol: View with protocol (1-1, 1-1-1, 2-1, etc.) up to 4 monitors and custom view is also available.
- Various screen resolution: VGA to UHD without custom scaling

Advanced Tools with Guide

- More than 60 measurements tools including Chiropractic
- Useful guide for each tools make it easy to use, minimizing misdiagnosis
- Printing with drag & drop in custom layout is available.
- Full size page for stitched image is available.



Architecture of QXLink 3



Cervical Spine Curve, Grid Line



Pelvis Analysis with Guide


Installation System Requirements

Monitor Resolution (w x h)	640 x 480
CPU	Intel Core i5 2600
Memory	2GB
Operating System	Microsoft Windows 7 Pro (32 bit / 64 bit) Microsoft Windows 8 / 8.1 Pro (32 bit / 64 bit) Microsoft Windows 10 Pro (64 bit)

SLIMPAC II PLUS

Digital Radiography and Fluoroscopy Acquisition Viewer for VIVIX-D Series

Sлимпac II Plus is an image acquisition program cooperating with VIVIX-D Series. It can interface with CPI Generator INDICO 100, IQ, and GBT C-Arm generator. Sлимпac II Plus offers simple workflow from patient registration to DICOM print and DICOM storage. Virtual console makes it easy to control dose factors and its powerful post-image processing assists precise diagnosis.



Main Features

Simple Workflow

- Patient Registration → Dose Condition Setting → Shot → DICOM Print / DICOM Storage
- DICOM 3.0 compatible: send, print, modality worklist, MPPS(Modality Performed Procedure Step)

Powerful Post-image Processing

- Image processing: Gamma, edge enhancement, auto window etc.
- Image tools: flip, rotate, negative, shutter, copy image etc.
- Easy update for Image information

Virtual Console

- Providing both of radiography and fluoroscopy mode
- Displaying error messages and heat unit value
- Supporting ABC(Automatic Brightness Control), AEC(Automatic Exposure Control), and APR(Anatomical Programing Radiography)



DR Shot

RF Shot

DICOM Print

Installation System Requirements

Monitor Resolution (w x h)	1920 x 1080 (Full HD) 1 or 2 monitor
CPU	Intel Core i7 3.0Ghz
Memory	8GB
Operating System	Window 7 Pro (64 bit) Window 10 (64 bit)

MIRAssist PROTECTION

Cloud based protection and instant recovery system that is essential for today's medical environments.

Mirassist is cloud based "Medical Solution" that provides the end user with security protocols along with the latest patching capabilities (adaptable to other systems), self-healing mechanisms, and instant recovery coverage for all data, backups, and images. No longer would the end user have to worry if their images or backups get corrupted, MIRAssist will instantly recover them.



MIRAssist gives the end-user the freedom in knowing that their system not only follows today's best business practices and that they are completely compliant with all Federal storage requirements, but the freedom in knowing that their data and images are instantly recoverable.

Main Features

Protection

- Various self-healing agents that provide automated cyber patches.
- Antivirus software management tool that provides automated updates.
- Routine system sweeps that safeguards against vulnerabilities.
- Automated operating system maintenance.

Rescue and Recovery

- Local and offsite storage of patient and system files.
- Ability to perform computer restore from scratch (bare metal restore).
- Protect and Access your information in the event of: Natural Disasters, System Failures, Hard Drive Failures, OS Failures & Corruptions, Ransomware and Other Virus Attacks.

Maintenance and Support

- Automated self-healing agent and offsite remote access agent.
- Automated support case creation if healing agent cannot resolve an issue.
- Automatically get emailed a monthly system health report.
- Maintain compliance by being able to keep track of your service records.

Installation System Requirements

CPU	1.3 GHz processor minimum
Memory	4GB of free RAM minimum
Storage	3GB free hard drive available space on OS drive
Browser	Internet Explorer 11 or higher
Internet Connection	TCP/IP Network